

SUMMARY REPORT OF DISBURSEMENTS
For the Quarter Ending 31 March 2013

Department : OTHER EXECUTIVE OFFICES
Agency : NATIONAL INTELLIGENCE COORDINATING AGENCY

PARTICULARS	CURRENT YEAR BUDGET				PRIOR YEARS' BUDGET				PRIOR YEARS' OBLIGATIONS				SUB-TOTAL	GRAND TOTAL			
	PS	MOOE	CO	TOTAL	PS	MOOE	CO	TOTAL	PS	MOOE	CO	TOTAL		PS	MOOE	CO	TOTAL
FIRST QUARTER																	
Notice of Cash Allocation				117,775,000.00				-				-	117,775,000.00				117,775,000.00
MDS Checks Issued	87,751,920.53	27,799,308.81		115,551,229.34		2,058,080.00		2,058,080.00	65,600.00	100,000.00		165,600.00	117,774,909.34	87,817,520.53	29,957,388.81		117,774,909.34
Advice to Debit Account				-				-				-	-				-
Tax Remittance Advices Issued	13,595,473.02	726,505.12		14,321,978.14				-				-	14,321,978.14	13,595,473.02	726,505.12		14,321,978.14
Cash Disbursement Ceiling				-				-				-	-				-
Non-Cash Availment Authority				-				-				-	-				-
Total	101,347,393.55	28,525,813.93		129,873,207.48		2,058,080.00		2,058,080.00	65,600.00	100,000.00		165,600.00	132,096,887.48	101,412,993.55	30,683,893.93		132,096,887.48
SECOND QUARTER																	
Notice of Cash Allocation																	
MDS Checks Issued																	
Advice to Debit Account																	
Tax Remittance Advices Issued																	
Cash Disbursement Ceiling																	
Non-Cash Availment Authority																	
Total																	
THIRD QUARTER																	
Notice of Cash Allocation																	
MDS Checks Issued																	
Advice to Debit Account																	
Tax Remittance Advices Issued																	
Cash Disbursement Ceiling																	
Non-Cash Availment Authority																	
Total																	
FOURTH QUARTER																	
Notice of Cash Allocation																	
MDS Checks Issued																	
Advice to Debit Account																	
Tax Remittance Advices Issued																	
Cash Disbursement Ceiling																	
Non-Cash Availment Authority																	
Total																	

Certified Correct:
[Signature]
MA. NORMA A. UNTALAN
Chief, Budget Division

Approved by:
[Signature]
TRIFONIO P. SALAZAR
Director General

Certified Correct:
[Signature]
ESTRELLITA A. MARQUEZ
OIC, Accounting Division

[Signature]
APR 30 2013


SUMMARY OF PRIOR YEARS' OBLIGATIONS, DISBURSEMENTS AND UNPAID PRIOR YEAR OBLIGATIONS
For the Period Ending 31 March 2013

Department
Agency

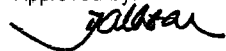
: OTHER EXECUTIVE OFFICES
: NATIONAL INTELLIGENCE COORDINATING AGENCY

PARTICULARS	Balance- beginning of the Year	Adjustments	Adjusted Balance	1st Qtr ending Mar 31	2nd Qtr ending June 30	3rd Qtr ending Sept 30	4th Qtr ending Dec 31	Total	Unpaid Obligation
1	2	3	(2+3) = 4	5	6	7	8	9= (5+6+7+8)	10
I. PRIOR YEARS' ACCOUNTS PAYABLE									
Personnel Services	65,600.00		65,600.00	65,600.00				65,600.00	-
Maintenance & Other Operating Expenses	29,414,966.34		29,414,966.34	100,000.00				100,000.00	29,314,966.34
Capital Outlays			-					-	-
TOTAL	29,480,566.34	-	29,480,566.34	165,600.00	-	-	-	165,600.00	29,314,966.34
II. OBLIGATIONS NOT YET DUE AND DEMANDABLE									
Personnel Services			-					-	-
Maintenance & Other Operating Expenses			-					-	-
Capital Outlays			-					-	-
TOTAL	-	-	-	-	-	-	-	-	-
GRAND TOTAL	29,480,566.34	-	29,480,566.34	165,600.00	-	-	-	165,600.00	29,314,966.34


Certified Correct:


MA. NORMA A. UNTALAN
Chief, Budget Division

Approved by:


TRIFONIO P. SALAZAR
Director General

Certified Correct:



ESTRELLITA A. MARQUEZ
OIC, Accounting Division

DETAILED STATEMENT OF CURRENT YEAR'S OBLIGATIONS, DISBURSEMENTS AND UNPAID OBLIGATION
As of Quarter ending 31 March 2013


Department : OTHER EXECUTIVE OFFICES
Agency : NATIONAL INTELLIGENCE COORDINATING AGENCY

Program/Activity/Project (P/A/P) and Account Title	Account Code	Current Year Obligations					Disbursements					Balance (Unpaid Obligations)	Breakdown Of Unpaid Obligations	
		1st Quarter Ending March 31	2nd Quarter Ending June 30	3rd Quarter Ending Sept 30	4th Quarter Ending Dec 31	Total	1st Quarter Ending March 31	2nd Quarter Ending June 30	3rd Quarter Ending Sept 30	4th Quarter Ending Dec 31	Total		Accounts Payable	Obligations Not Yet Due and Demandable
	2	3	4	5	6	7	8	9	10	11	12	13 = (7-12)	14	15
R & M - Other Machinery and Equipment	840	18,360.00				18,360.00	10,810.00				10,810.00	7,550.00		7,550.00
R & M - Motor Vehicles	841	982,742.84				982,742.84	516,407.09				516,407.09	466,335.75		466,335.75
R & M - Other PPE	850	9,285.00				9,285.00	9,285.00				9,285.00	-		-
Donations	878	-				-	-				-	-		-
Intelligence Expense	882	5,000,000.00				5,000,000.00	-				-	5,000,000.00		5,000,000.00
Extraordinary Expenses	883	180,900.00				180,900.00	180,900.00				180,900.00	-		-
Miscellaneous Expenses	884	399,798.37				399,798.37	399,798.37				399,798.37	-		-
Taxes, Duties and Licenses	891	159,747.72				159,747.72	159,747.72				159,747.72	-		-
Fidelity Bond Premiums	892	-				-	-				-	-		-
Insurance Expenses	893	438,421.16				438,421.16	438,421.16				438,421.16	-		-
Other Maintenance and Operating Expenses	969	740,743.00				740,743.00	431,820.80				431,820.80	308,922.20		308,922.20

Certified Correct:


MA. NORMA A. UNTALAN
Chief, Budget Division

Certified Correct:


ESTRELLITA A. MARQUEZ
OIC, Accounting Division

Approved by:


TRIFONIO P. SALAZAR
Director General



DETAILED STATEMENT OF CURRENT YEAR'S OBLIGATIONS, DISBURSEMENTS AND UNPAID OBLIGATION
As of Quarter ending 31 March 2013

Department : OTHER EXECUTIVE OFFICES
Agency : NATIONAL INTELLIGENCE COORDINATING AGENCY

Program/Activity/Project (P/A/P) and Account Title	Account Code	Current Year Obligations					Disbursements					Balance (Unpaid Obligations)	Breakdown Of Unpaid Obligations	
		1st Quarter Ending March 31	2nd Quarter Ending June 30	3rd Quarter Ending Sept 30	4th Quarter Ending Dec 31	Total	1st Quarter Ending March 31	2nd Quarter Ending June 30	3rd Quarter Ending Sept 30	4th Quarter Ending Dec 31	Total		Accounts Payable	Obligations Not Yet Due and Demandable
		3	4	5	6	7	8	9	10	11	12	13 = (7-12)	14	15
MOOE		33,674,425.90				33,674,425.90	23,103,656.68				23,103,656.68	10,570,769.22		10,570,769.22
Traveling Expenses														
Travel Expenses - Local	751	1,100,439.34				1,100,439.34	733,597.12				733,597.12	366,842.22		366,842.22
Travel Expenses - Foreign	752	2,054,664.44				2,054,664.44	1,884,626.44				1,884,626.44	170,038.00		170,038.00
Training Expenses	753	400,761.03				400,761.03	229,632.07				229,632.07	171,128.96		171,128.96
Scholarship Expense	754	-				-	-				-	-		-
Supplies and Materials Expenses														
Office Supplies Expense	755	2,797,722.50				2,797,722.50	2,196,757.16				2,196,757.16	600,965.34		600,965.34
Medical, Dental and Laboratory Supplies Expense	760	35,921.00				35,921.00	9,920.75				9,920.75	26,000.25		26,000.25
Gasoline, Oil and Lubricants Expenses	761	2,605,213.43				2,605,213.43	2,105,213.43				2,105,213.43	500,000.00		500,000.00
Other Supplies Expense	765	1,386,157.25				1,386,157.25	730,355.85				730,355.85	655,801.40		655,801.40
Utility Expenses														
Water	766	1,222,490.72				1,222,490.72	1,080,038.31				1,080,038.31	142,452.41		142,452.41
Electricity	767	4,690,915.55				4,690,915.55	3,182,130.68				3,182,130.68	1,508,784.87		1,508,784.87
Communication Expenses														
Telephone Expenses - Landline	772	1,785,432.01				1,785,432.01	1,785,432.01				1,785,432.01	-		-
Telephone Expense - Mobile	773	483,748.67				483,748.67	483,748.67				483,748.67	-		-
Internet Expenses	774	464,895.79				464,895.79	464,895.79				464,895.79	-		-
Cable, Satellite, Telegraph and Radio Expenses	775	311,994.00				311,994.00	311,994.00				311,994.00	-		-
Rent Expense	782	1,535,165.97				1,535,165.97	1,535,165.97				1,535,165.97	-		-
Representation Expenses	783	1,691,493.09				1,691,493.09	1,691,493.09				1,691,493.09	-		-
Subscription Expense	786	161,737.00				161,737.00	161,737.00				161,737.00	-		-
Professional Services														
Auditing Services	792	10,000.00				10,000.00	10,000.00				10,000.00	-		-
Consultancy Services	793	240,000.00				240,000.00	240,000.00				240,000.00	-		-
Other Professional Services	799	500,000.00				500,000.00	500,000.00				500,000.00	-		-
Repairs and Maintenance														
R & M - Office Buildings	811	1,794,611.97				1,794,611.97	1,244,289.65				1,244,289.65	550,322.32		550,322.32
R & M - Office Equipment	821	99,047.50				99,047.50	10,121.00				10,121.00	88,926.50		88,926.50
R & M - Furniture and Fixtures	822	36,151.05				36,151.05	30,151.05				30,151.05	6,000.00		6,000.00
R & M - I.T. Equipment and Software	823	139,783.50				139,783.50	139,364.50				139,364.50	419.00		419.00
R & M - Communication Equipment	829	2,060.00				2,060.00	1,780.00				1,780.00	280.00		280.00
R & M - Medical, Dental & Laboratory Equipment	833	3,700.00				3,700.00	3,700.00				3,700.00	-		-

DETAILED STATEMENT OF CURRENT YEAR'S OBLIGATIONS, DISBURSEMENTS AND UNPAID OBLIGATION
As of Quarter ending 31 March 2013

Department : OTHER EXECUTIVE OFFICES
Agency : NATIONAL INTELLIGENCE COORDINATING AGENCY

Program/Activity/Project (PIA/P) and Account Title	Account Code	Current Year Obligations					Disbursements					Balance (Unpaid Obligations)	Breakdown Of Unpaid Obligations	
		1st Quarter Ending March 31	2nd Quarter Ending June 30	3rd Quarter Ending Sept 30	4th Quarter Ending Dec 31	Total	1st Quarter Ending March 31	2nd Quarter Ending June 30	3rd Quarter Ending Sept 30	4th Quarter Ending Dec 31	Total		Accounts Payable	Obligations Not Yet Due and Demandable
		3	4	5	6	7	8	9	10	11	12	13 = (7-12) / -	14	15
Current Year Budget/Appropriations														
A. Agency Specific Budget														
PIA/P														
Personnel Services		94,936,337.90				94,936,337.90	88,491,683.20				88,491,683.20	6,444,654.70		6,444,654.70
Salaries and Wages - Regular Pay	701	57,626,925.10				57,626,925.10	54,670,175.83				54,670,175.83	2,956,749.27		2,956,749.27
Salaries and Wages - Contractual	706	914,325.11				914,325.11	914,325.11				914,325.11	-		-
Personnel Economic Relief Allowance (PERA)	711	3,811,454.54				3,811,454.54	3,811,454.54				3,811,454.54	-		-
RATA	713/714	3,098,138.75				3,098,138.75	2,571,138.75				2,571,138.75	527,000.00		527,000.00
Clothing and Uniform Allowance	715	-				-	-				-	-		-
Productivity Incentive Allowance	717	-				-	-				-	-		-
Overseas Allowance	718	2,999,774.50				2,999,774.50	2,999,774.50				2,999,774.50	-		-
Longevity Pay	722	17,551,799.50				17,551,799.50	14,781,856.57				14,781,856.57	2,769,942.93		2,769,942.93
Cash Gift	724	-				-	-				-	-		-
Year End Bonus	725	-				-	-				-	-		-
Life and Retirement Insurance Contribution	731	7,494,764.25				7,494,764.25	7,494,764.25				7,494,764.25	-		-
PAG-IBIG Contributions	732	202,500.00				202,500.00	202,500.00				202,500.00	-		-
PHILHEALTH Contributions	733	767,837.50				767,837.50	576,875.00				576,875.00	190,962.50		190,962.50
ECC Contributions	734	203,300.00				203,300.00	203,300.00				203,300.00	-		-
Retirement Benefits - Regular	740	-				-	-				-	-		-
Terminal Leave	742	265,518.65				265,518.65	265,518.65				265,518.65	-		-
Other Personnel Benefits	749	-				-	-				-	-		-
CAPITAL OUTLAY														
Office Equipment	221	-				-	-				-	-		-
Furniture and Fixtures	222	-				-	-				-	-		-
IT Equipment and Software	223	-				-	-				-	-		-
Library Books	224	-				-	-				-	-		-
Machinery	226	-				-	-				-	-		-
Communication Equipment	229	-				-	-				-	-		-
Firefighting Equipment Accessories	231	-				-	-				-	-		-
Medical, Dental and Laboratory Equipments	233	-				-	-				-	-		-
Military, Police and Traffic Equipment	234	-				-	-				-	-		-
Technical and Scientific Machinery and Equipment	236	-				-	-				-	-		-
Other Machinery and Equipment	240	-				-	-				-	-		-
Motor Vehicles	241	-				-	-				-	-		-
Other Property, Plant and Equipment	250	-				-	-				-	-		-

STATEMENT OF CUMULATIVE ALLOTMENTS INCURRED AND BALANCES
For the Quarter Ending June 30, 2013

Department : OTHER EXECUTIVE OFFICES
Agency : NATIONAL INTELLIGENCE COORDINATING AGENCY

PARTICULARS	AUTHORIZED APPROPRIATION	ADJUSTMENTS	ADJUSTED APPROPRIATIONS	ALLOTMENTS RECEIVED	TRANSFER TO	TRANSFER FROM	ADJUSTED TOTAL ALLOTMENTS	Current Year Obligations					Current Year Disbursements					Unreleased Appropriation	Unobligated Allotment
								1st Qtr ending Mar 31	2nd Qtr ending June 30	3rd Qtr ending Sept 30	4th Qtr ending Dec 31	Total	1st Qtr ending Mar 31	2nd Qtr ending June 30	3rd Qtr ending Sept 30	4th Qtr ending Dec 31	Total		
I. CURRENT YEAR BUDGET																			
A. AGENCY SPECIFIC BUDGET																			
	491,322,000.00	-	491,322,000.00	491,322,000.00	-	-	491,322,000.00	118,798,175.47	146,744,242.42	-	-	265,542,417.89	101,782,751.55	136,482,310.35	-	-	238,437,961.90	-	225,779,582.11
Personnel Services	348,541,000.00	-	348,541,000.00	348,541,000.00	-	-	348,541,000.00	87,181,829.57	110,879,907.75	-	-	198,061,737.32	80,737,174.87	107,157,069.45	-	-	187,894,244.32	-	150,479,262.68
MOOE	141,151,000.00	-	141,151,000.00	141,151,000.00	-	-	141,151,000.00	31,616,345.90	35,777,884.67	-	-	67,394,230.57	21,045,576.68	29,238,790.90	-	-	50,284,367.58	-	73,756,769.43
Capital Outlays	1,630,000.00	-	1,630,000.00	1,630,000.00	-	-	1,630,000.00	-	86,450.00	-	-	86,450.00	86,450.00	86,450.00	-	-	259,350.00	-	1,543,550.00
B. SPECIAL PURPOSE FUNDS																			
	2,271,689.00	-	2,271,689.00	2,271,689.00	-	-	2,271,689.00	259,744.08	2,011,942.56	-	-	2,271,686.64	259,744.08	2,011,942.56	-	-	2,271,686.64	-	2.36
Pension Gratuity Fund	2,271,689.00	-	2,271,689.00	2,271,689.00	-	-	2,271,689.00	259,744.08	2,011,942.56	-	-	2,271,686.64	259,744.08	2,011,942.56	-	-	2,271,686.64	-	2.36
Personnel Services																			
Miscellaneous Personnel																			
Benefit Fund																			
Personnel Services																			
C. AUTOMATIC APPROPRIATIONS																			
	27,752,000.00	-	27,752,000.00	27,752,000.00	-	-	27,752,000.00	7,494,764.25	7,534,283.52	-	-	15,029,047.77	7,494,764.25	7,534,283.52	-	-	15,029,047.77	-	12,722,952.23
Retirement & Life Insurance Premiums	27,752,000.00	-	27,752,000.00	27,752,000.00	-	-	27,752,000.00	7,494,764.25	7,534,283.52	-	-	15,029,047.77	7,494,764.25	7,534,283.52	-	-	15,029,047.77	-	12,722,952.23
Personnel Services																			
TOTAL CURRENT YEAR BUDGET	521,345,689.00	-	521,345,689.00	521,345,689.00	-	-	521,345,689.00	126,552,683.80	156,290,468.50	-	-	282,843,152.30	109,537,259.88	146,028,536.43	-	-	255,738,696.31	-	238,502,536.70
II. PRIOR YEAR'S BUDGET/ CONTINUING APPROPRIATIONS																			
D. UNOBLIGATED ALLOTMENT MOOE																			
	6,284,051.00	-	6,284,051.00	6,284,051.00	-	-	6,284,051.00	2,058,080.00	4,225,971.00	-	-	6,284,051.00	2,058,080.00	4,225,971.00	-	-	6,284,051.00	-	-
MOOE	6,284,051.00	-	6,284,051.00	6,284,051.00	-	-	6,284,051.00	2,058,080.00	4,225,971.00	-	-	6,284,051.00	2,058,080.00	4,225,971.00	-	-	6,284,051.00	-	-
GRAND TOTAL	527,629,740.00	-	527,629,740.00	527,629,740.00	-	-	527,629,740.00	128,610,763.80	160,516,439.50	-	-	289,127,203.30	111,595,339.88	150,254,507.43	-	-	262,022,747.31	-	238,502,536.70

Certified Correct:

EVANGELINE S. GABIONZA
OIC, Budget Division

Approved by:

TRIFONIO P. SALAZAR
Director General

Certified Correct:

ESTRELLITA A. MARQUEZ
OIC, Accounting Division

Government Accountability Sector

AROS
RECEIVED

BY: [Signature]
DATE: 8/2/13

37
2013
June

DETAILED STATEMENT OF CURRENT YEAR'S OBLIGATIONS, DISBURSEMENTS AND UNPAID OBLIGATION
As of Quarter ending 30 JUNE 2013

Department : OTHER EXECUTIVE OFFICES
Agency : NATIONAL INTELLIGENCE COORDINATING AGENCY

Program/Activity/Project (P/A/P) and Account Title	Account Code	Current Year Obligations					Disbursements					Balance (Unpaid Obligations)	Breakdown Of Unpaid Obligations	
		1st Quarter Ending March 31	2nd Quarter Ending June 30	3rd Quarter Ending Sept 30	4th Quarter Ending Dec 31	Total	1st Quarter Ending March 31	2nd Quarter Ending June 30	3rd Quarter Ending Sept 30	4th Quarter Ending Dec 31	Total		Accounts Payable	Obligations Not Yet Due and Demandable
1	2	3	4	5	6	7	8	9	10	11	12	13 = (7-12)	14	15
MOOE		33,674,425.90	40,003,855.67			73,678,281.57	23,103,656.68	33,464,761.90			56,568,418.58	17,125,562.99		17,125,562.99
Traveling Expenses														
Travel Expenses - Local	751	1,100,439.34	1,153,655.58			2,254,094.92	733,597.12	1,020,497.80			1,754,094.92	500,000.00		500,000.00
Travel Expenses - Foreign	752	2,054,664.44	2,253,082.81			4,307,747.25	1,884,626.44	1,814,045.28			3,698,671.72	609,075.53		609,075.53
Training Expenses	753	400,761.03	596,099.95			996,860.98	229,632.07	350,592.65			580,224.72	416,636.26		416,636.26
Scholarship Expense	754	-	-			-	-	-			-	-		-
Supplies and Materials Expenses														
Office Supplies Expense	755	2,797,722.50	7,500,902.85			10,298,625.35	2,196,757.16	5,433,499.82			7,630,256.98	2,668,368.37		2,668,368.37
Medical, Dental and Laboratory Supplies Expense	760	35,921.00	17,976.50			53,897.50	9,920.75	38,274.50			48,195.25	5,702.25		5,702.25
Gasoline, Oil and Lubricants Expenses	761	2,605,213.43	1,685,139.88			4,290,353.31	2,105,213.43	2,185,139.88			4,290,353.31	-		-
Military and Police Supplies Expenses	764	-	275,320.08			275,320.08	-	275,320.08			275,320.08	-		-
Other Supplies Expense	765	1,386,157.25	-			1,386,157.25	730,355.85	344,388.56			1,074,744.41	311,412.84		311,412.84
Utility Expenses														
Water	766	1,222,490.72	842,888.99			2,065,379.71	1,080,038.31	869,165.85			1,949,204.16	116,175.55		116,175.55
Electricity	767	4,690,915.55	5,575,552.16			10,266,467.71	3,182,130.68	5,910,662.35			9,092,793.03	1,173,674.68		1,173,674.68
Cooking Gas Expense	768	-	-			-	-	-			-	-		-
		-	-			-	-	-			-	-		-
Postage and Deliveries	771	-	-			-	-	-			-	-		-
Communication Expenses														
Telephone Expenses - Landline	772	1,785,432.01	1,364,507.55			3,149,939.56	1,785,432.01	1,364,507.55			3,149,939.56	-		-
Telephone Expense - Mobile	773	483,748.67	370,165.39			853,914.06	483,748.67	220,309.98			704,058.65	149,855.41		149,855.41
Internet Expenses	774	464,895.79	402,761.80			867,657.59	464,895.79	402,761.80			867,657.59	-		-
Cable, Satellite, Telegraph and Radio Expenses	775	311,994.00	377,084.50			689,078.50	311,994.00	377,084.50			689,078.50	-		-
		-	-			-	-	-			-	-		-
Printing and Binding Expenses	781	-	816.00			816.00	-	816.00			816.00	-		-
Rent Expense	782	1,535,165.97	1,778,925.21			3,314,091.18	1,535,165.97	1,778,925.21			3,314,091.18	-		-
Representation Expenses	783	1,691,493.09	3,562,358.90			5,253,851.99	1,691,493.09	3,562,358.90			5,253,851.99	-		-
Transportation and Delivery	784	190,322.00	231,893.52			422,215.52	190,322.00	231,893.52			422,215.52	-		-
Subscription Expense	786	161,737.00	208,801.45			370,538.45	161,737.00	208,801.45			370,538.45	-		-
Professional Services														
Auditing Services	792	10,000.00	30,000.00			40,000.00	10,000.00	30,000.00			40,000.00	-		-
Consultancy Services	793	240,000.00	240,000.00			480,000.00	240,000.00	240,000.00			480,000.00	-		-
Security Services	797	-	-			-	-	-			-	-		-
Other Professional Services	799	500,000.00	-			500,000.00	500,000.00	-			500,000.00	-		-
Repairs and Maintenance														
R & M - Office Buildings	811	1,794,611.97	1,016,539.35			2,811,151.32	1,244,289.65	1,197,831.35			2,442,121.00	369,030.32		369,030.32
R & M - Office Equipment	821	99,047.50	85,297.00			184,344.50	10,121.00	39,310.66			49,431.66	134,912.84		134,912.84
R & M - Furniture and Fixtures	822	36,151.05	13,866.00			50,017.05	30,151.05	19,866.00			50,017.05	-		-

DETAILED STATEMENT OF CURRENT YEAR'S OBLIGATIONS, DISBURSEMENTS AND UNPAID OBLIGATION
As of Quarter ending 30 JUNE 2013

Department : OTHER EXECUTIVE OFFICES
Agency : NATIONAL INTELLIGENCE COORDINATING AGENCY


Program/Activity/Project (P/A/P) and Account Title	Account Code	Current Year Obligations					Disbursements					Balance (Unpaid Obligations)	Breakdown Of Unpaid Obligations	
		1st Quarter Ending March 31	2nd Quarter Ending June 30	3rd Quarter Ending Sept 30	4th Quarter Ending Dec 31	Total	1st Quarter Ending March 31	2nd Quarter Ending June 30	3rd Quarter Ending Sept 30	4th Quarter Ending Dec 31	Total		Accounts Payable	Obligations Not Yet Due and Demandable
1	2	3	4	5	6	7	8	9	10	11	12	13 = (7-12)/11	14	15
Current Year Budget/Appropriations														
A. Agency Specific Budget														
P/A/P														
Personnel Services		94,936,337.90	120,426,133.83			215,362,471.73	88,491,683.20	114,691,352.97			203,183,036.17	12,179,435.56		12,179,435.56
Salaries and Wages - Regular Pay	701	57,626,925.10	58,520,385.69			116,147,310.79	54,670,175.83	59,143,734.93			113,813,910.76	2,333,400.03		2,333,400.03
Salaries and Wages - Contractual	706	914,325.11	914,006.81			1,828,331.92	914,325.11	914,006.81			1,828,331.92	-		-
Personnel Economic Relief Allowance (PERA)	711	3,811,454.54	5,779,716.11			9,591,170.65	3,811,454.54	4,011,651.59			7,823,106.13	1,768,064.52		1,768,064.52
RATA	713/714	3,098,138.75	3,223,464.87			6,321,603.62	2,571,138.75	2,922,755.16			5,493,893.91	827,709.71		827,709.71
Clothing and Uniform Allowance	715	-	3,355,000.00			3,355,000.00	-	3,345,000.00			3,345,000.00	10,000.00		10,000.00
Productivity Incentive Allowance	717	-	1,511,492.03			1,511,492.03	-	1,505,892.03			1,505,892.03	5,600.00		5,600.00
Overseas Allowance	718	2,999,774.50	4,388,135.00			7,387,909.50	2,999,774.50	4,388,135.00			7,387,909.50	-		-
Longevity Pay	722	17,551,799.50	19,041,443.62			36,593,243.12	14,781,856.57	14,769,762.75			29,551,619.32	7,041,623.80		7,041,623.80
Cash Gift	724	-	1,924,816.19			1,924,816.19	-	1,924,816.19			1,924,816.19	-		-
Year End Bonus	725	-	10,948,707.31			10,948,707.31	-	10,948,707.31			10,948,707.31	-		-
Life and Retirement Insurance Contribution	731	7,494,764.25	7,534,283.52			15,029,047.77	7,494,764.25	7,534,283.52			15,029,047.77	-		-
PAG-IBIG Contributions	732	202,500.00	201,700.00			404,200.00	202,500.00	201,700.00			404,200.00	-		-
PHILHEALTH Contributions	733	767,837.50	586,600.00			1,354,437.50	576,875.00	584,525.00			1,161,400.00	193,037.50		193,037.50
ECC Contributions	734	203,300.00	202,900.00			406,200.00	203,300.00	202,900.00			406,200.00	-		-
Retirement Benefits - Regular	740	-	-			-	-	-			-	-		-
Terminal Leave	742	265,518.65	2,293,482.68			2,559,001.33	265,518.65	2,293,482.68			2,559,001.33	-		-
Other Personnel Benefits	749	-	-			-	-	-			-	-		-
CAPITAL OUTLAY			86,450.00			86,450.00		86,450.00			86,450.00			
Office Equipment	221	-	55,950.00			55,950.00	-	55,950.00			55,950.00	-		-
Furniture and Fixtures	222	-	-			-	-	-			-	-		-
IT Equipment and Software	223	-	-			-	-	-			-	-		-
Library Books	224	-	-			-	-	-			-	-		-
Machinery	226	-	-			-	-	-			-	-		-
Communication Equipment	229	-	30,500.00			30,500.00	-	30,500.00			30,500.00	-		-
Firefighting Equipment Accessories	231	-	-			-	-	-			-	-		-
Medical, Dental and Laboratory Equipments	233	-	-			-	-	-			-	-		-
Military, Police and Traffic Equipment	234	-	-			-	-	-			-	-		-
Technical and Scientific Machinery and Equipment	236	-	-			-	-	-			-	-		-
Other Machinery and Equipment	240	-	-			-	-	-			-	-		-
Motor Vehicles	241	-	-			-	-	-			-	-		-
Other Property, Plant and Equipment	250	-	-			-	-	-			-	-		-

LIST OF AGENCY BUDGET MATRIX/SPECIAL ALLOTMENT RELEASE ORDERS
As of June 30, 2013

Department : OTHER EXECUTIVE OFFICES
Agency : NATIONAL INTELLIGENCE COORDINATING AGENCY
Fund : 101

No	ABM/SARO No.	Date of ABM/SARO	Fund Source	Allotments				Sub-Allotment to Regional Offices/Operating Units				Total Allotments
				PS	MOOE	CO	Total	PS	MOOE	CO	Total	
A. Allotments received from DBM												
1	ABM-BMB-D-13-0002153	10-Jan-13	Regular	348,541,000	121,151,000	1,630,000	471,322,000					471,322,000
2	ABM-BMB-D-13-0002154	10-Jan-13	Automatic	27,752,000			27,752,000					27,752,000
3	BMB-D-13-0000873	6-Feb-13	SPF	259,745			259,745					259,745
4	BMB-D-13-0001695	21-Feb-13	Regular		20,000,000		20,000,000					20,000,000
5	BMB-D-13-0003340	1-Apr-13	SPF	481,790			481,790					481,790
6	BMB-D-13-0004376	24-Apr-13	SPF	515,339			515,339					515,339
7	BMB-D-13-0005570	28-May-13	SPF	1,014,815			1,014,815					1,014,815
	Sub-Total			378,564,689	141,151,000	1,630,000	521,345,689	-	-	-	-	521,345,689
	Total Allotments			378,564,689	141,151,000	1,630,000	521,345,689	-	-	-	-	521,345,689

Certified Correct:


EVANGELINE GABIONZA
OIC, Budget Division

STATEMENT OF CUMULATIVE ALLOTMENTS INCURRED AND BALANCES
For the Quarter Ending September 30, 2013

OTHER EXECUTIVE OFFICES
NATIONAL INTELLIGENCE COORDINATING AGENCY

PARTICULARS	AUTHORIZED APPROPRIATION	ADJUSTMENTS	ADJUSTED APPROPRIATIONS	ALLOTMENTS RECEIVED	TRANSFER TO	TRANSFER FROM	ADJUSTED DATA ALLOTMENTS	Current Year Obligations				Total	Current Year Disbursements				Unreleased Appropriation	Unobligated Allotment	
								1st Qtr ending March 31	2nd Qtr ending June 30	3rd Qtr ending Sep 30	4th Qtr ending Dec 31		1st Qtr ending March 31	2nd Qtr ending June 30	3rd Qtr ending Sep 30	4th Qtr ending Dec 31			
I. CURRENT YEAR BUDGET																			
A. AGENCY SPECIFIC BUDGET	491,322,000.00	-	491,322,000.00	491,322,000.00	-	-	491,322,000.00	118,798,175.47	146,744,242.42	127,464,045.26	-	393,006,463.15	101,782,751.55	136,482,310.35	128,855,439.25	-	367,758,575.15	-	88,315,536.85
Personnel Services	348,541,000.00	-	348,541,000.00	348,541,000.00	-	-	348,541,000.00	87,181,829.57	110,879,907.75	87,227,602.59	-	285,289,339.91	80,737,174.87	107,157,069.45	96,430,124.13	-	284,324,368.45	-	63,251,660.09
MOOE	141,151,000.00	-	141,151,000.00	141,151,000.00	-	-	141,151,000.00	31,616,345.90	35,777,884.67	40,003,855.67	-	107,398,086.24	21,045,576.68	29,236,790.90	32,192,728.12	-	82,477,095.78	-	33,752,913.76
Capital Outlays	1,630,000.00	-	1,630,000.00	1,630,000.00	-	-	1,630,000.00	-	86,450.00	232,587.00	-	319,037.00	-	86,450.00	232,587.00	-	957,111.00	-	1,310,963.00
B. SPECIAL PURPOSE FUNDS	9,506,689.00	-	9,506,689.00	9,506,689.00	-	-	9,506,689.00	259,744.08	2,011,942.56	7,114,604.41	-	9,386,291.05	259,744.08	2,011,942.56	7,114,604.41	-	9,386,291.05	-	120,397.95
Pension Gratuity Fund	2,271,689.00	-	2,271,689.00	2,271,689.00	-	-	2,271,689.00	259,744.08	2,011,942.56	-	-	2,271,686.64	259,744.08	2,011,942.56	-	-	2,271,686.64	-	2.36
Personnel Services	-	-	-	-	-	-	-	-	-	-	-	-	-	-	-	-	-	-	-
Miscellaneous Personnel Benefit Fund	7,235,000.00	-	7,235,000.00	7,235,000.00	-	-	7,235,000.00	-	-	7,114,604.41	-	7,114,604.41	-	-	7,114,604.41	-	7,114,604.41	-	120,395.59
Personnel Services	-	-	-	-	-	-	-	-	-	-	-	-	-	-	-	-	-	-	-
C. AUTOMATIC APPROPRIATIONS	27,752,000.00	-	27,752,000.00	27,752,000.00	-	-	27,752,000.00	7,494,764.25	7,534,283.52	7,441,634.93	-	22,470,682.70	7,494,764.25	7,534,283.52	7,441,634.93	-	22,470,682.70	-	5,281,317.30
Retirement & Life Insurance Premiums	27,752,000.00	-	27,752,000.00	27,752,000.00	-	-	27,752,000.00	7,494,764.25	7,534,283.52	7,441,634.93	-	22,470,682.70	7,494,764.25	7,534,283.52	7,441,634.93	-	22,470,682.70	-	5,281,317.30
Personnel Services	-	-	-	-	-	-	-	-	-	-	-	-	-	-	-	-	-	-	-
TOTAL CURRENT YEAR BUDGET	528,580,689.00	-	528,580,689.00	528,580,689.00	-	-	528,580,689.00	126,552,683.80	156,290,468.50	142,020,284.60	-	424,863,436.90	109,537,259.88	146,028,536.43	143,411,678.59	-	399,615,548.90	-	103,717,252.10
II. PRIOR YEAR'S BUDGET/ CONTINUING APPROPRIATIONS																			
MOOE	6,284,051.00	-	6,284,051.00	6,284,051.00	-	-	6,284,051.00	2,058,080.00	4,225,971.00	-	-	6,284,051.00	2,058,080.00	4,225,971.00	-	-	6,284,051.00	-	-
	6,284,051.00	-	6,284,051.00	6,284,051.00	-	-	6,284,051.00	2,058,080.00	4,225,971.00	-	-	6,284,051.00	2,058,080.00	4,225,971.00	-	-	6,284,051.00	-	-
GRAND TOTAL	534,864,740.00	-	534,864,740.00	534,864,740.00	-	-	534,864,740.00	128,610,763.80	160,516,439.50	142,020,284.60	-	431,147,487.90	111,595,339.88	150,254,507.43	143,411,678.59	-	405,899,599.90	-	103,717,252.10

Certified Correct
[Signature]
EVANGELINE S. GABIONZA
OIC, Budget Division

Approved by:
BY THE AUTHORITY OF THE DIRECTOR GENERAL:
[Signature]
ERIC F. GOSIENGFIAD
Deputy Director General

Certified Correct
[Signature]
ESTRELLITA A. MASQUEZ
OIC, Accounting Division

[Handwritten notes]
EVANGELINE S. GABIONZA
OIC, BUDGET DIVISION
[Handwritten notes]

